




THE WORM CROSSWORD

Amir knew from his local Scouts group how to create a worm farm using a polystyrene box. Amir has found a dark and cool spot on his balcony where he plans to set up his own worm farm. Before he gets to work Amir and his dad chat about what they need to do to make sure the worms thrive.



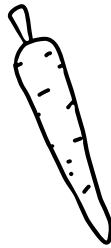
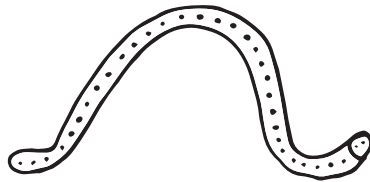


INSTRUCTIONS

Across

- 4. You need these to get your worm farm started
- 8. Where food scraps go when they are thrown in the rubbish bin
- 9. A type of meat that should NOT go into your farm
- 12. A good cover to protect your worms in their worm farm

Down

- 1. Liquid gold for your garden (2 words)
- 2. Type of greenhouse gas emitted by food waste in landfill
- 3. Worms recycle our food waste into...
- 5. Good position of worm farm in your garden
- 6. Worms breath through their...
- 7. Another name for worm poop
- 10. Acidic fruits that are not good for worms
- 11. A vegetable (similar to garlic) that worms don't like
- 13. Baby worms hatch from...

- Answers:
- 1. Worm wee
 - 2. Methane
 - 3. Fertiliser
 - 4. Earthworms
 - 5. Shade
 - 6. Skin
 - 7. Castings
 - 8. Landfill
 - 9. Chicken
 - 10. Citrus
 - 11. Onion
 - 12. Hessian
 - 13. Eggs

